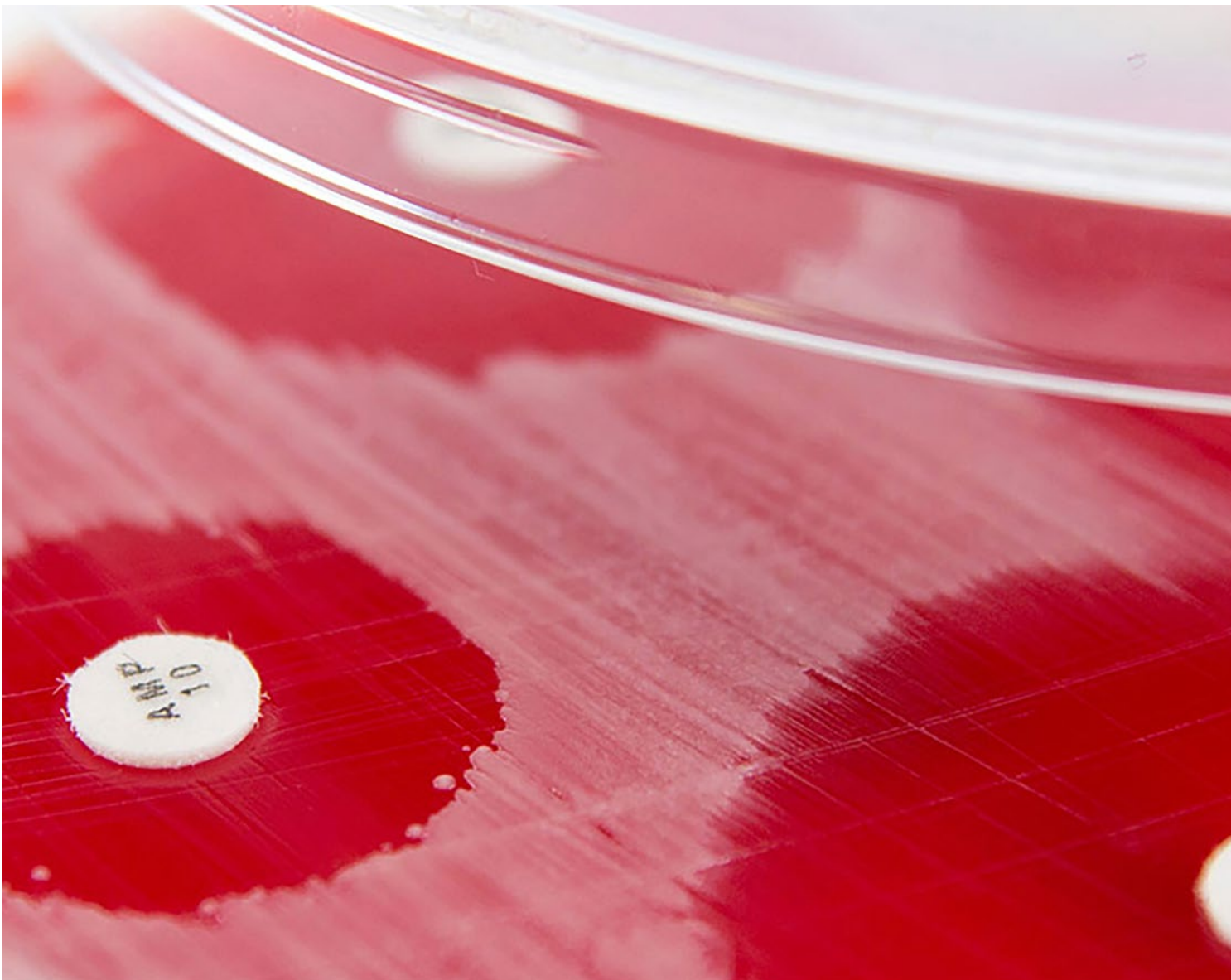


Antimicrobial Susceptibility Testing

Receive Maximum from Diagnostics



Antimicrobial Susceptibility Testing Solutions

Antimicrobial susceptibility testing (AST) is a critical component in clinical microbiology, aimed at determining the efficacy of antibiotics against specific pathogens.

BioMaxima's comprehensive product portfolio includes everything necessary for the susceptibility testing of pathogenic microorganisms.

- Antimicrobial paper discs
- Gradient strips (the latest addition to our product line!)
- Culture media for the susceptibility testing of aerobic and anaerobic bacteria, yeasts and fungi
- Chromogenic media for resistance mechanisms detection
- Reference strains





Antimicrobial Paper Discs

Biomaxima’s antibiotic discs are trusted by laboratories worldwide for their precision and reliability in antimicrobial susceptibility testing and bacterial differentiation. Produced in a state-of-the-art manufacturing environment, ensure consistent, high-quality results essential for accurate diagnostics. Biomaxima proudly supplies these discs globally, meeting diverse diagnostic needs with a commitment to excellence and rigorous quality control - making them a preferred choice for microbiology professionals.



BIOMAXIMA PAPER DISCS

The Kirby-Bauer disc diffusion method is a well-established technique for antimicrobial susceptibility testing that is fundamental in guiding antibiotic therapy and addressing antimicrobial resistance. This method is standardized by the Clinical and Laboratory

Standards Institute (CLSI) and the European Committee on Antimicrobial Susceptibility Testing (EUCAST), ensuring consistent and comparable results across laboratories worldwide. BioMaxima discs are manufactured in strict adherence to the EUCAST/CLSI standards and relevant

quality guidelines, ensuring high accuracy and reproducibility of the AST results.

We offer discs not only for antimicrobial and antifungal susceptibility testing, but also for other disc diffusion techniques.

ASTD (Antimicrobial Susceptibility Test Discs)

Discs are securely packaged in humidity-proof blister packs, available as a single blister pack containing 50 discs with desiccant, or a carton box containing five blister packs (50 discs each).

Amikacin 10

Amikacin 30

Amoxycillin 10

Amoxycillin 25

Amoxycillin 30

Amoxycillin/Clavulan acid 2/1

Ampicillin 10

Ampicillin 2

Ampicillin 25

Ampicillin 30

AFSTD (Antifungal Susceptibility Test Discs)

Amphotericin B 20

Amphotericin B 100

Clotrimazol 10

Econazol 10

Fluconazol 10

Fluconazol 25

Itraconazole 10

Ketoconazol 10

Miconazol 10

Nystatin 100 units

DTD (Diagnostic Test Discs)

Bacitracin 0,1

Bacitracin 0,04

BV Factor

BVX Factor

BX Factor

Furazolidon 100

Blanc Discs

Metronidazole 50

Novobiocin 5

Optochin Discs

Discs Dispenser

Dispenses six antibiotic disc cartridges, ensuring precise spacing between discs for optimal testing. Applies six discs on a 90 mm Petri dish.

A full list is available at biomaxima.com



Culture media for susceptibility testing

BioMaxima offers a wide range of media for AST, in both basic versions and with the most typical additives. Our media are carefully quality-controlled to meet CLSI and EUCAST recommendations. We supply media in round and square plates of various sizes.




MHA AND OTHER MEDIA FOR AST

The most commonly used media for AST include Mueller-Hinton Agar (MHA), standardized for both bacterial cultivation and antibiotic diffusion, making it ideal for the Kirby-Bauer disc diffusion method. For certain

organisms, such as fastidious bacteria (e.g., *Streptococcus pneumoniae*), supplements (like blood or NAD) are added to MHA to enhance growth conditions without affecting the diffusion properties

of antibiotics. Besides MHA and its modifications, we supply all other standard media for AST, including Fastidious Anaerobe LAB-AGAR™, Brucella LAB-AGAR™ and others.

Item no.	Name	Description	Packaging
PP 1170			10 plates (ø 90 mm)
PP 0033	Mueller Hinton 2 LAB-AGAR™	MHA medium with controlled cation levels and neutral pH, standardized for cultivation and antimicrobial susceptibility testing of bacteria	5 plates (ø 120 mm)
PP 0016			5 plates (ø 140 mm)
PP 0016K			5 plates (square 120 mm)
PP 0083	Mueller Hinton 2 LAB-AGAR™ + NAD + 5% HB	MH-F medium, enriched with defibrinated horse blood and β-NAD, standardized for cultivation and antimicrobial susceptibility testing of fastidious microorganisms with specific nutritional requirements	10 plates (ø 90 mm)
PP 0092			5 plates (ø 140 mm)
PP 1172	Mueller Hinton 2 LAB-AGAR™ + 5% SB	MH medium, enriched with defibrinated sheep blood, standardized for cultivation and antimicrobial susceptibility testing of fastidious microorganisms with specific nutritional requirements	10 plates (ø 90 mm)
PP 0018			5 plates (ø 140 mm)
PP 0105	Mueller Hinton LAB-AGAR™ + Glucose + Methylene Blue	For antifungal susceptibility testing of discs	10 plates (ø 90 mm)
PP 0270			10 plates (ø 90 mm)
PP 0271	Fastidious Anaerobe LAB-AGAR™	For the cultivation and antimicrobial susceptibility testing of anaerobic bacteria	5 plates (ø 120 mm)
PP 0272			5 plates (ø 140 mm)
PP 0082	Brucella LAB-AGAR™ + 5% SB	For the cultivation and antimicrobial susceptibility testing of <i>Brucella</i> spp.	10 plates (ø 90 mm)
PP 0095	RPMI MOPS LAB-AGAR™	Medium with controlled pH and nutrient conditions, standardized for quantitative antifungal susceptibility testing using antibiotic gradient strips	10 plates (ø 90 mm)
PP 0124			5 plates (ø 140 mm)
PP 0218	Mueller Hinton 2 LAB-AGAR™ + 4% NaCl	For use in screening <i>Staphylococcus aureus</i> for antibiotic susceptibility testing	10 plates (ø 90 mm)
PP 0077	Mueller Hinton 2 LAB-AGAR™ + 2% NaCl	For use with antibiotic gradient strips for the quantitative determination of susceptibility to methicillin and oxacillin	10 plates (ø 90 mm)
PP 0006	Mueller Hinton LAB-AGAR™ + 4% NaCl + Oxacillin	For the detection of methicillin resistant <i>Staphylococcus aureus</i>	10 plates (ø 90 mm)
PP 0073	Mueller Hinton 2 LAB-AGAR™ + Cloxacillin	For the confirmation of <i>Enterobacterales</i> strains potentially producing Extended-Spectrum β-Lactamase (ESBL)	10 plates (ø 90 mm)



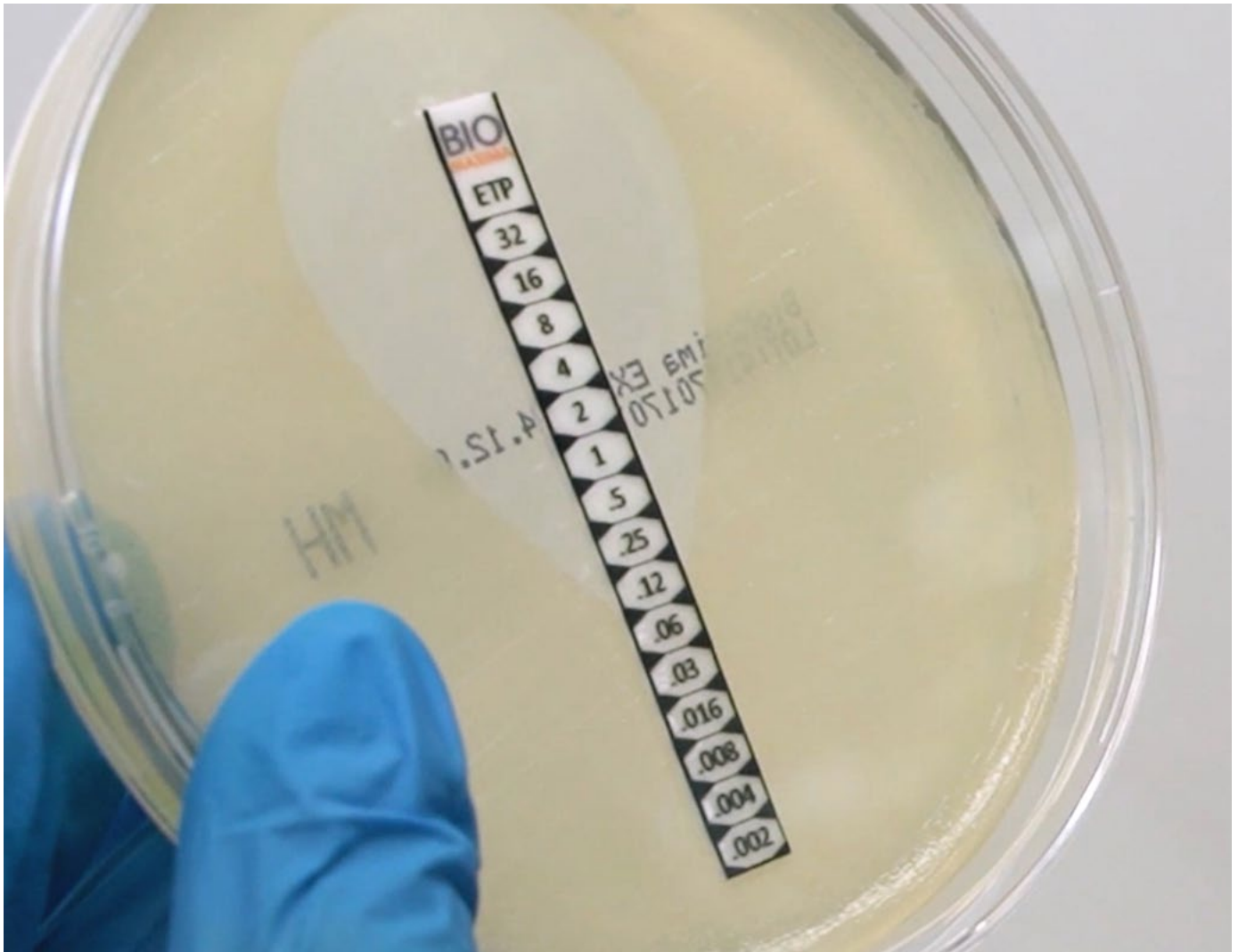
Chromogenic media for resistance mechanisms detection

Chromogenic media can provide results within 18-24 hours, much faster than traditional biochemical tests or susceptibility testing. The visual distinction of resistant colonies reduces the need for further sub-culturing or complex tests. High specificity and sensitivity of detection of the resistant strains improves the accuracy of diagnosis. Choose Biomaxima's chromogenic media and discover how easy and effective laboratory work can be!

Item no.	Name	Description	Packaging
PP 0139	Chromogenic Acinetobacter MDR LAB-AGAR™	For the qualitative detection of <i>Acinetobacter</i> multi-drug resistant (MDR) strains	10 plates
PP 0202	Chromogenic C3GR LAB-AGAR™	For the qualitative detection of third-generation cephalosporin-resistant <i>Enterobacterales</i> (C3GR-E)	10 plates
PP 0239	Chromogenic COL-APSE LAB-AGAR™	For the qualitative direct detection of gastrointestinal colonization by colistin-resistant Gram-negative bacteria (COL-R)	10 plates
PP 0155	Chromogenic ESBL Mod. LAB-AGAR™	For the detection of ESBL-producing bacteria while inhibiting most AmpC-type resistant bacteria	10 plates
PP 0157	Chromogenic KPC Mod. LAB-AGAR™	For the qualitative direct detection of gastrointestinal colonization with carbapenem-resistant <i>Enterobacterales</i> (CRE)	10 plates
PP 0043	Chromogenic MRSA Modified LAB-AGAR™	For the qualitative direct detection of colonization by methicillin resistant <i>Staphylococcus aureus</i> (MRSA)	10 plates
PP 0198	Chromogenic Super Carba LAB-AGAR™	For the qualitative direct detection of gastrointestinal colonization by carbapenem-resistant <i>Enterobacterales</i> (CRE), including OXA-48 producers	10 plates
PP 0074	Chromogenic VRE LAB-AGAR™	For the qualitative direct detection of vanA/vanB transmissible VRE-type gastrointestinal colonization with vancomycin-resistant <i>Enterococcus faecium</i> and <i>Enterococcus faecalis</i> (VRE)	10 plates

Reference strains for quality control

Our offer also includes first passage reference strains, which are useful for quality control, and possess predictable and repeatable morphological and biochemical characteristics. Selectrol® is the first generation microorganisms in the form of freeze-dried discs, available in vials of 5, 10 or 25 pieces. A full list of reference strains is available at biomaxima.com



Precision. Reproducibility. Efficiency.

BioMaxima's innovative, proprietary technology lies at the core of our MIC strip design and ensures superior performance. Our strips' unique fiber composite allows active substances to be released into solid media more effectively than ever, providing faster, more precise, and highly reproducible results through uniform diffusion.



FOUR STRIPS, FOUR APPLICATIONS

We offer four types of gradient test strips for determining the minimum antibiotic inhibitory concentration (MIC), each designed to identify the minimum concentration of their respective agents that

inhibits the growth of microorganisms: the BMIC[™] test for determining the antibacterial MIC, the FMIC[™] test for antifungal MIC, the RMIC[™] test for detecting resistance mechanisms through MIC, and the

TMIC[™] test for antituberculosis minimum inhibitory concentration. The full range of products is planned for release in 2025. Samples are already available upon request.



BioMaxima MIC test strips — use the right tools for the job

- The innovative design protects the high consistency and stability of antibiotic gradient along the strip surface
- Reduced risk of gas collecting under the strip's surface and reduced risk of water condensation, which could otherwise affect proper antibiotic distribution
- Very good adhesion to the agar surface
- Timely and consistent antibiotic release - highly reproducible test results
- Clear and well-marked scale makes the reading easy and convenient
- Individually packed strips in sachets made of special foil with a individual moisture absorber
- Available in boxes of 5, 10 or 30 pieces



BioMaxima is a Polish manufacturer of microbiological media, reagents and specialized equipment for in vitro diagnostics. Our company is listed on the Warsaw Stock Exchange. With over a quarter of a century of experience in the clinical and industrial microbiology, we provide customers with the highest quality products, manufactured from substrates and components sourced from reliable suppliers only.

The year 2023 was exceptional in the company's history, as second, highly automated modern factory was built in Lublin, dramatically increasing BioMaxima's production, storage and logistics capabilities. Our offer has also expanded to include products and diagnostic systems that integrate microbiology and molecular biology.

Clinical microbiology is one of the most important areas of BioMaxima's activity. Year by year, we invest increasingly in research and development activities and continually expand our portfolio of products. We export tests and reagents to 65 countries, and we are developing dynamically.

IF YOU WANT TO KNOW MORE, PLEASE CONTACT:

MICROBIOLOGY DEPARTMENT

microbiology@biomaxima.com

EXPORT DEPARTMENT

export@biomaxima.com

+48 81 745 51 40 | +48 81 467 90 62

Our website: [BIOMAXIMA.COM](https://www.biomaxima.com)

BIOMAXIMA S.A.
Vetterów 5
20-277, Lublin